



Photo courtesy of Larry D Nichols

PBEEEP Contact:

Chris Plum

612.335.5825

-or-

Mark Hancock

612.335.5861

PBEEEP@mncee.org



This program was made possible with the funding from the Department of Energy and the Minnesota Department of Commerce

PBEEEP begins 50th Project

With the recent application from Bemidji State University, PBEEEP reached several milestones:

- 50 state government sites have enrolled in the program since its inception in August of 2009
- The total building area included in these projects exceeds 26 million square feet.
- These sites represent over 70% of all the high potential sites in the state.

PBEEEP, the Public Buildings Enhanced Energy Efficiency Program, provides expert services for recommissioning and retrofit projects, combined with innovative financing, to help state government buildings save energy and money. Recommissioning is focused on cost repair to, or optimization of, building operations (schedules, procedures), equipment, facilities, or systems to primarily enhance energy efficiency. It generally focuses on major building systems (building envelope, HVAC, and controls), targeting quick payback energy conservation opportunities.

PBEEEP's goal is to reach every site in the state that appears to offer the potential for cost effective savings using recommissioning. At this time, these are sites with the following features:

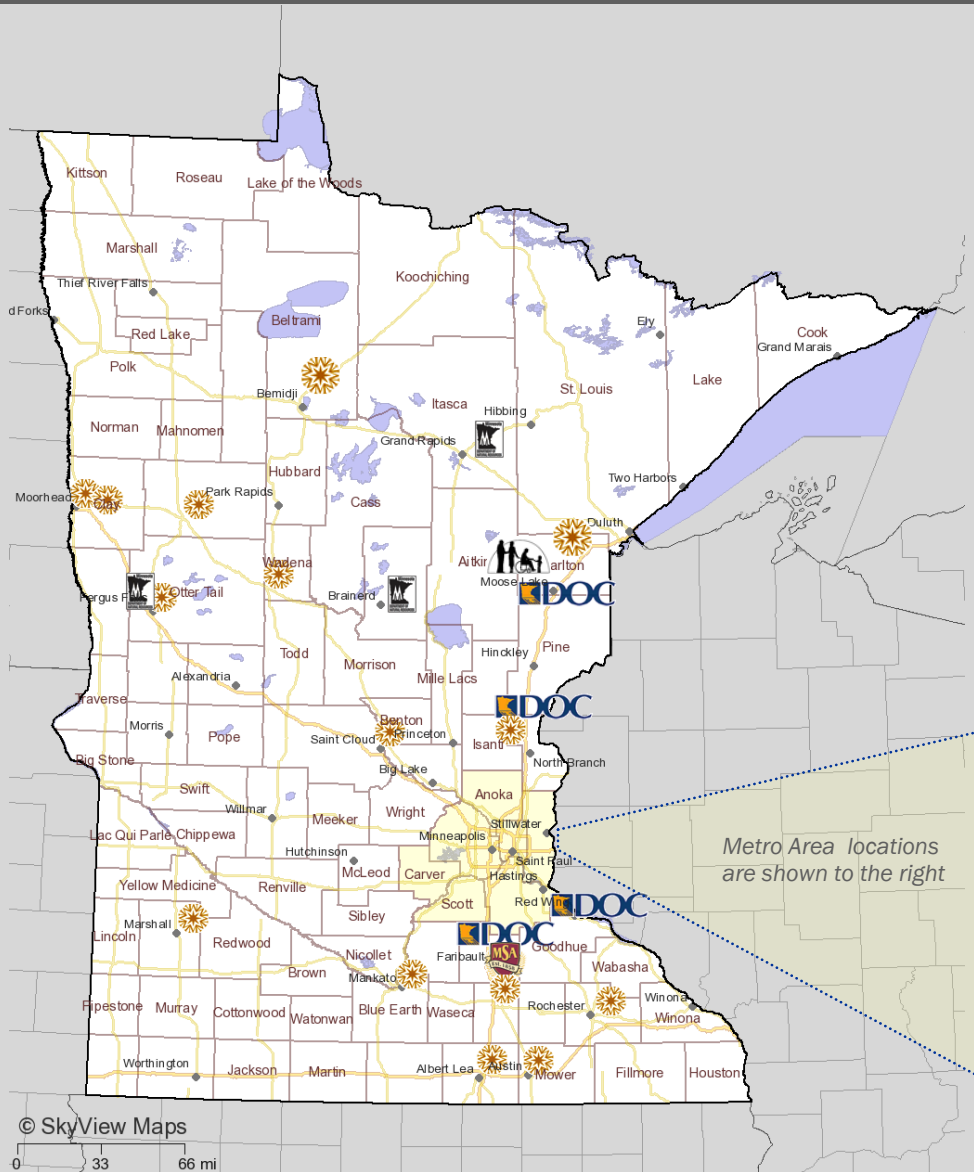
- Over 100,000 square feet of conditioned space at a single location (this includes groups of buildings, such as Correctional Facilities and MnSCU campuses);
- Annual energy bills of at least \$120,000 (\$10,000 a month);
- Energy use that is 80% or more of the benchmark value in the Minnesota Benchmarking and Beyond (B3) database (www.mnbenchmarking.com).

There are approximately 1,100 buildings in the State with a total of 36 million square feet that have these features, and Minnesota's State Government PBEEEP, administered by the Center for Energy and Environment, is well on the way to its goal of offering all of them the opportunity to realize cost effective energy savings.











PBEEEP uses a 4 phase process to assure high quality and control costs. Projects begin with a careful screening by CEE's own engineers and managers. This step ensures that all projects are objectively considered for their potential savings using a consistent, rigorous method. The next phase is the Energy Investigation, which is performed by firms on the State's Master Roster of Energy Engineers. CEE administers and reviews their work as part of the quality assurance process. This phase lasts a minimum of six months, covering both heating and cooling seasons. Following next are Implementation, where the actual energy savings measures are put into place and finally Measurement and Verification.

Facility	Agency	Buildings	Square feet	Screen	Investigation	Implement	M&V	Complete
St Cloud	Corrections	50	575,876	●				●
Southwestern MN State	MnSCU	27	1,198,472	●	◐	○	○	
Rochester CTC	MnSCU	32	827,878	●	◐	○	○	
Severel	DNR	9	226,762	●	◐	○	○	
Oak Park Heights	Corrections	12	398,342	●	○	○	○	
Red Wing	Corrections	32	305,579	●	◐	○	○	
Rush City	Corrections	6	424,968	●	◐	○	○	
Century College	MnSCU	25	722,000	●	◐	○	○	
Minnesota History Center	PMD	1	415,953	●	◐	○	○	
Faribault	Mn Academies	18	437,068	●	◐	○	○	
Minneapolis	MVH	6	231,850	●	●	○	○	
Shakopee	Corrections	14	242,068	●	◐	○	○	
Willow River	Corrections	13	57,806	●				●
Faribault	Corrections	37	1,085,368	●	◐	○	○	
Moose Lake	Corrections	26	540,487	●	◐	○	○	
MSU Moorhead	MnSCU	40	1,725,190	●	◐	○	○	
St Cloud State U	MnSCU	63	3,130,898	●	◐	○	○	
Lino Lakes	Corrections	36	569,702	●	◐	○	○	
Elmer Andersen Office Bldg	PMD	1	395,752	●	◐	○	○	
BCA Maryland Ave	PMD	1	235,414	●	◐	○	○	
Stassen Building	PMD	1	454,392	●				●
State Office Building	PMD	1	272,085	●	◐	○	○	
M State Detroit Lakes	MnSCU	7	191,824	●				●
M State Fergus Falls	MnSCU	12	165,862	●				●
M State Moorhead	MnSCU	12	190,328	●				●
M State Wadena	MnSCU	10	136,836	●				●
Riverland Albert Lea	MnSCU	8	146,322	●				●
Riverland Austin	MnSCU	19	361,379	●	◐	○	○	
Riverland Owatonna	MnSCU	1	25,471	●	◐	○	○	
Normandale CC	MnSCU	18	476,110	●	◐	○	○	
State Parking Garages	PMD	7	1,280,000	●	●	◐	○	
Anoka Ramsey Coon Rapids	MnSCU	26	380,446	●	◐	○	○	
Anoka Ramsey Cambridge	MnSCU	2	95,000	●	◐	○	○	
MSU Mankato	MnSCU	24	2,730,608	●	◐	○	○	
Hennepin Technical College No.	MnSCU	17	423,922	●				●
Hennepin Technical College So.	MnSCU	13	395,697	●				●
AASF Holman Field	Military Affairs	1	95,329	●	○	○	○	
Rosemount TACC	Military Affairs	1	99,522	●	○	○	○	
Orville Freeman	PMD	1	374,744	◐	○	○	○	
Centennial	PMD	1	317,893	●	○	○	○	
Veterans Services	PMD	1	87,648	●	○	○	○	
Health Agriculture Laboratory	PMD	1	181,019	◐	○	○	○	
Transportation Building	PMD	1	371,996	◐	○	○	○	
Administration Building	PMD	1	78,524	◐	○	○	○	
Judicial Building	PMD	1	252,275	◐	○	○	○	
Capitol Building	PMD	1	378,825	◐	○	○	○	
Mn State Retirement Systems	PMD	1	146,518	●	○	○	○	
Fond du Lac Tribal & CC	MnSCU	9	173,274	◐	○	○	○	
Moose Lake	DHS	1	186,048	◐	○	○	○	
Bemidji State University	MnSCU	27	1,600,000	◐	○	○	○	
Waters Edge	DOT	2	185,000	◐	○	○	○	
Total		677	26,002,330	10	25	1	0	10
Completed =				●				

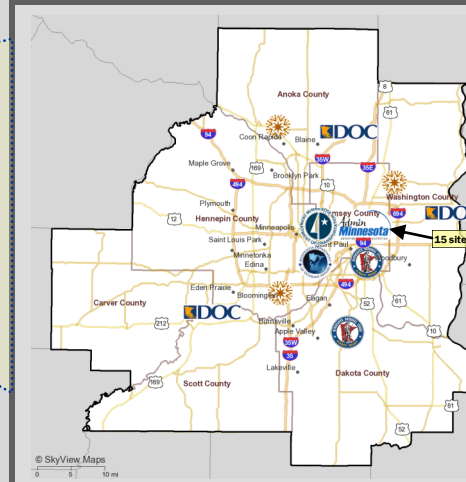
Participants Across Minnesota



Participation by State Agency

Agency Sites	Buildings	Square Feet	Participation Level
 MN State Colleges & Universities	392	15,097,512	Half
 Department of Administration	21	5,243,038	Full
 Department of Corrections	226	4,200,196	Full
 Minnesota State Academies	18	437,068	Full
 Veterans Affairs	6	231,850	Full
 Department of Natural Resources	9	226,762	Full
 Military Affairs	2	194,851	Full
 Human Services	1	186,048	Partial
 Department of Transportation	2	185,000	Partial
 Perpich Center for Arts Education	-	-	-
Total	677	26,002,330	74%

Metro Area



Enrollment Progress

74%
of Minnesota's state government building space is enrolled

